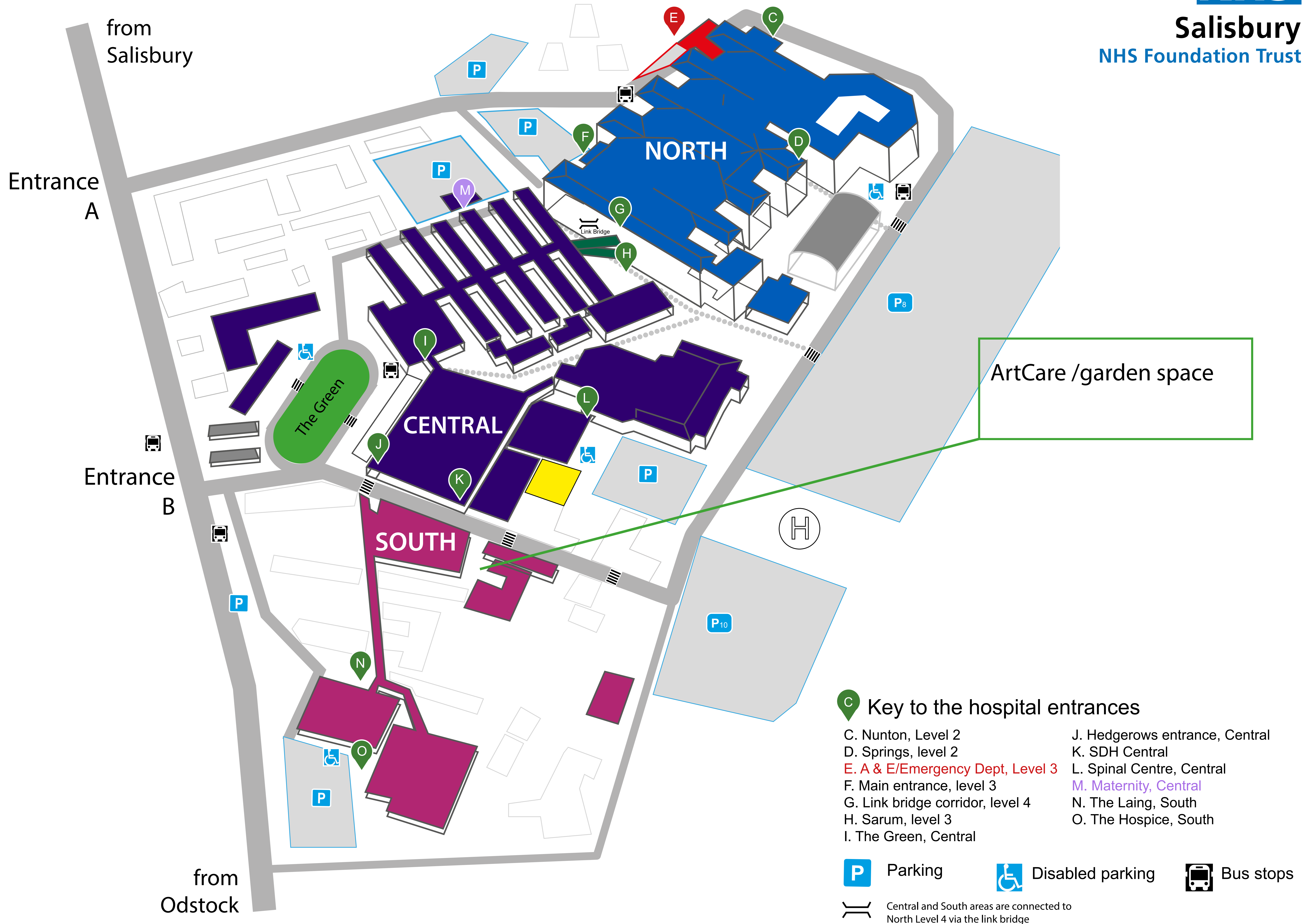





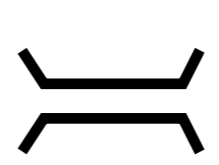
Welcome to Salisbury District Hospital



ArtCare /garden space

- C** Key to the hospital entrances
- C. Nunton, Level 2
 - D. Springs, level 2
 - E. A & E/Emergency Dept, Level 3
 - F. Main entrance, level 3
 - G. Link bridge corridor, level 4
 - H. Sarum, level 3
 - I. The Green, Central
 - J. Hedgerows entrance, Central
 - K. SDH Central
 - L. Spinal Centre, Central
 - M. Maternity, Central
 - N. The Laing, South
 - O. The Hospice, South

 Parking
  Disabled parking
  Bus stops

 Central and South areas are connected to North Level 4 via the link bridge